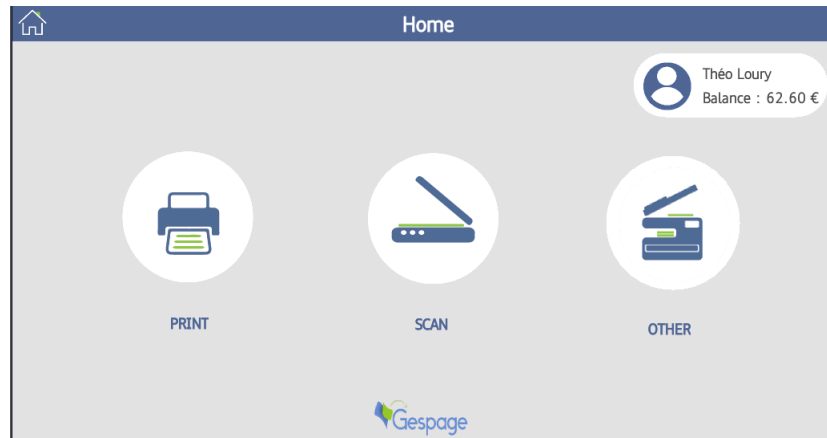


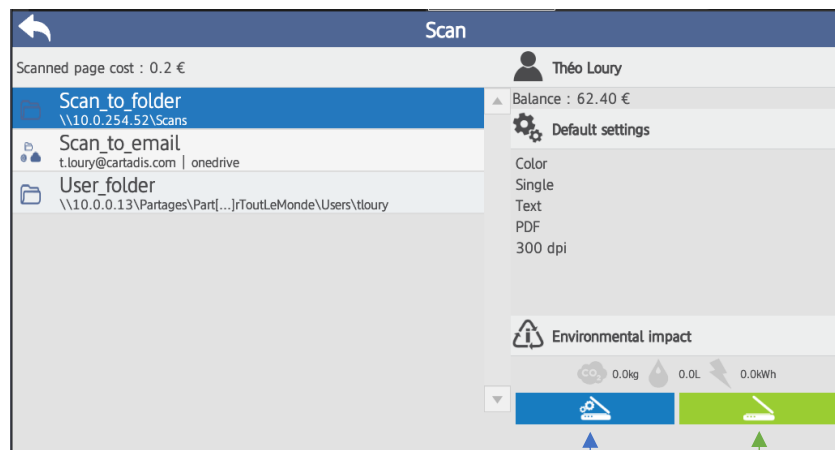
New features

- eTerminals
 - o eTerminal Sharp
 - New Gespage main menu to be displayed after the login



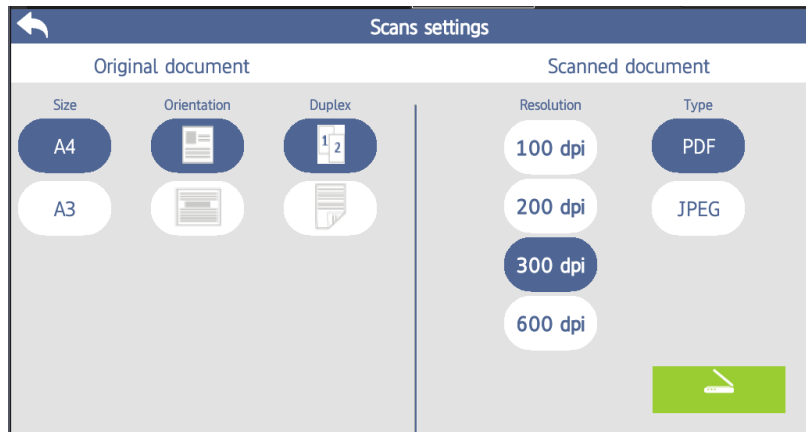
- This menu provides shortcuts to Gespage print, Gespage scan, MFP home menu.
- The activation of the Gespage main menu requires a new configuration of the eTerminal on the MFP (requires browser n2.0)
- This menu can be disabled through an eTerminal parameter

- New Gespage scan menu

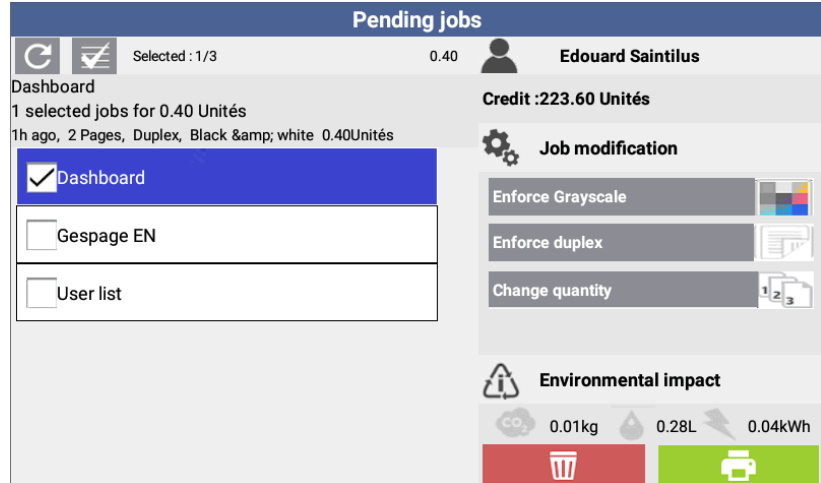


Advanced scan Quick scan

- Scanning destinations are configured through Gespage Flow feature (scan to email, scan to destination, scan to drive). They may differ depending on the user.
- Provide a quick scan function (with default settings being displayed) and an advanced scan function (with selection of scanning options). The advanced scan settings menu is the following:



- The eTerminal scanning configuration is set through Gespage flow advanced scan menus. The destinations can be configured through user group conditions.
- The activation of the scan menu requires a new configuration of the eTerminal on the MFP (requires browser n2.0)
 - Add support for Sharp offline mode: This provides the possibility to enable a degraded MFP access in case of network outage
- eTerminal Lexmark
 - New generation of Lexmark eTerminal: FLS v6.3.0.0
 - The user interface has been modernized with the new Gespage design



- This new FLS is only compatible with MFP from LeSF v5 platform.

- Cartadis terminals
 - cPad-Pay:
 - Embed cPad-Pay v2.5.3
 - cBot
 - Embed cBot v1.0.6
 - DRC10
 - Embed DRC10 v2.5.5

Bug fixes and small enhancements

- eTerminals
 - o eTerminal HP
 - Add support for TCM4-Izly card reader on HP card reader
 - o eTerminal Lexmark (FLS v6.4.0.0)
 - Improve stability of the application on the LeSF 6 models
 - Update Swedish translation
 - o eTerminal Sharp
 - Improve support for latest Sharp MFP firmware
 - o eTerminal Toshiba
 - Enable by default the network error page (requires a new push of the eTerminal on the MFP)
 - Add the Gespage logo in Gespage installation path to help configuration on the MFP home menu (available under server\resources\medias)
 - Improve the display of the total price when the price unit is configured with more than 2 decimals
 - o eTerminal Xerox
 - Fix support for reverse DNS configuration
- Cartadis terminals
 - o cBot
 - Fix compatibility to cBot v1.0.5 API
- Gespage mobile
 - o Add support Gespage mobile server hosted on a DMZ (for one print2me queue)
 - o Improved support for remote Gespage mobile server
- Gespage mobile App
 - o Fix issue on print release through Gespage mobile App
- User interface
 - o Improve error messages on wrong registration form entries
 - o Fix language selector in login page when Google login is enabled
 - o Security fix in user interface web pages
 - o Web Payment
 - Ingenico ePayments: Fix support for reloading prices including decimals on latest gateway version
- Admin interface
 - o Improve login time when server has no internet access
 - o Improve XLS export of deleted jobs
- Server
 - o Scan to a directory: Add compatibility to SMB2 and SMB3 protocols
- Popup v8.2.1
 - o Improve authentication error cases
 - o Fix unrequired display of color balance when function is disabled
- Gespage agent v8.2.1.1
 - o XPS printing: Reduce the CPU usage when redirecting XPS spool files
 - o SNMP Monitoring: Improve support for KM bizhub models
 - o Print enforcing rules: Fix support for BW enforcing with Kyocera KX driver

New features

- eTerminals
 - o eTerminal Toshiba
 - New Gespage main menu to be displayed after the login



- This menu provides shortcuts to Gespage print, Gespage scan, MFP copy, MFP home menu.
- This menu can be disabled through an eTerminal parameter

- New Gespage scan menu



Advanced scan

Quick scan

- Scanning destinations are configured through Gespage Flow feature (scan to email, scan to destination, scan to drive). They may differ depending on the user.
- Provide a quick scan function (with default settings being displayed) or an advanced scan function (with selection of scanning options)

- The eTerminal scanning configuration is set through new Gespage flow advanced scan menus. The destinations can be configured through user group conditions.
 - The activation of these functions requires a new push of the eTerminal on the MFP
 - Add support for Izly on eTerminals (French students' purse)
 - Requires the use of Cartadis TCM4-Izly card reader
 - Compatible eTerminals: Kyocera, KM, Lexmark, Ricoh, Sharp, Toshiba
 - eTerminal Kyocera
 - Embed Kyocera Gespage application v1.2.1 (pkg)
 - eTerminal Lexmark
 - Embed Lexmark Gespage application v6.2.2.0 (fls)
 - Cartadis terminals
 - cPad
 - Embed GApp v2.1.7 (cPad v2)
 - User interface
 - Add support for login by Google OAuth API
 - Web payment
 - Ogone provider: Add support for multiple Ogone merchant accounts handled by a server, depending on the user's group (for example to handle different merchant accounts for several schools sharing a Gespage server)
 - Connectors
 - Add support for OneDrive connector
 - Scan to OneDrive through Gespage Flow
 - Print from OneDrive through Gespage Mobile
 - Advanced features
 - Security
 - Add an advanced parameter on card association to allow it only for users without a registered card.
 - Color quota
 - Add color credit management for departments
 - Add color quota display in the Popup
 - Add color quota display in the user interface

Bug fixes and small enhancements

- eTerminals
 - eTerminal KM
 - On recent KM models, fix the possibility for a user to login again while its previous job is still in process by the MFP
 - eTerminal Kyocera v1.2.1
 - This version is compatible with all Kyocera models (recent and old models).
 - [Lang] Add Swedish support
 - Fix display of pending jobs in case of many pending documents
 - Fix support for the modification of the print job to BW by the user (requires Kyocera KX driver to be set in PCLXL mode)
 - Fix support for the modification of print job copies by the user
 - eTerminal Lexmark v6.2.2.0
 - Hide irrelevant fls parameters for scan features
 - eTerminal Ricoh

- Fix support for advanced Ricoh eTerminal parameter 'firmware_autoupdate_filename'
 - eTerminal Sharp
 - Fix accounting for A3 copy jobs
 - eTerminal Toshiba
 - Gespage scan: Automatically select the scan profile when only one is configured
 - Add an error page in case of network connection error (requires a new push of the eTerminal on the MFP)
 - Guest printing: Reset the document code when job release is canceled by the user
- Cartadis terminals
 - cBot
 - Add compatibility to cBot v1.0.5 API
- User interface
 - Fix the storage of the user's new email address when modified through the user interface (if the option is enabled to users)
 - Fix support for the free quota offer that can be enabled in the user interface
- Gespage mobile
 - Fix issue on document purge in case of Gespage mobile service being separated from Gespage service.
- Gespage remote
 - Fix support for quota synchronization in case of a large number of users
- Administration menu
 - Gespage event logger
 - Add events about Gespage flow failure cases in the Gespage event logger (output network directory access error...)
 - Add an event on print job submission from an unregistered user
 - Add new filtering options to filter the users' list
 - In the users' list export, add the user's home directory in the users' list export
 - Allow the deletion of an email printing profile when it is configured on a printer (it is automatically removed from the printer)
- Advanced features
 - Color quota
 - Add the possibility to set the color quota for the users of a department through the cashier menu
 - Ensure balance dedicated to color printing is not higher than the user's global balance.
 - Scan through FTP
 - Improve scan through FTP feature to handle the case of scanned document being in transfer process at user logout.
 - LDAP / AD
 - The print code is no more synchronized for a user if it is another user's duplicate.
 - Database
 - Fix database migration support for database prior to 8.1.2 version
- Gespage agent v8.1.2.2
 - Fix a rare case of Gespage agent taking high CPU following a printer configuration modification
- Integration API
 - External user balance API
 - Add an API for external balance reloading

Known issues

- Cartadis terminals
 - Automatic registration of cPad-Pay and cBot product is unavailable. New devices have to be registered through the Gespage admin interface.