



Gespage

Release notes



Version 9.1.2: 29th February 2024

Bug fixes and small enhancements

- eTerminal Kyocera
 - o Gespage Kyocera eTerminal v1.7.4.1
 - Resolved an issue with card authentication when logging out after scanning multiple pages.
 - Refer to eTerminal release notes for additional details.
- eTerminal Lexmark
 - o Gespage Lexmark eTerminal v7.1.0.0
 - Introduced a new parameter for customizing the email sender setup when scanning to email via the MFP native scan menu.
 - Addressed a potential issue with print code login on networks with poor connectivity.
 - Refer to eTerminal release notes for additional details.
- eTerminal Sharp
 - o Streamlined the Gespage v8 to v9 migration process for Sharp eTerminals. Following the installation of Gespage v9 software, Sharp eTerminals are now automatically configured without requiring any additional actions.
- eTerminal Toshiba
 - o Resolved an issue ensuring proper support for configurations where the eTerminal automatically displays the print release screen post-login.
- Gespage Printing
 - o Mobile printing
 - Enhanced image printing quality on Linux Gespage servers.
- Web Payment
 - o Worldline payment gateway
 - Fixed an issue related to account reloading for users with unusual characters in their names.
- System
 - o Security
 - Upgraded PostgreSQL JDBC driver to latest version (42.5.5).

Version 9.1.1: 29th January 2024

New features

- eTerminal Epson
 - o Add custom logo feature.

Bug fixes and small enhancements

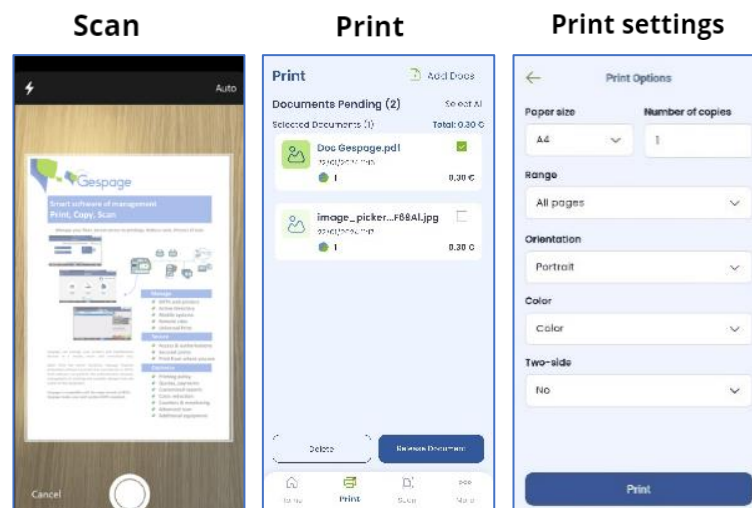
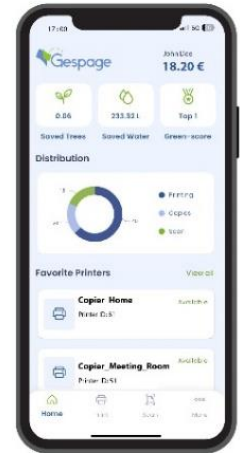
- eTerminal Epson
 - o Improve display on MFPs with 5' screens.
- eTerminal KM
 - o Improve eTerminal KM push mechanism.



Version 9.1.0: 21st January 2024

New features

- Gespage App
 - o The application allows to
 - Easily check the user account information and its print usage.
 - Stay informed about the environmental impact through the application.
 - **Print** your documents and images directly from the application or from the Print menu in any of your applications.
 - Customize print settings such as paper size, number of copies, and duplex printing according to your needs.
 - Swiftly **release** your print jobs on your multifunction printer (MFP) using a QR code for enhanced security.
 - Effortlessly **scan** documents directly from the application.
 - o The application is available on Android and iOS platforms for phones and tablets.
 - o This requires that the device can connect to the Gespage server (either through the server being accessible on internet, either through a connection to the local WiFi)



- eTerminals
 - o eTerminal Epson
 - New design of the user interface.
 - Add a shortcut to Epson scan functions from the Gespage welcome screen.
 - Add the print release options modifications feature, available from the eTerminal print release menu.
 - Add support for Epson WorkForce Enterprise AM Series MFPs (10.1' screen)
 - AM-C6000 Series, AM-C5000 Series, AM-C4000 Series
 - It is now possible to disable the environmental impact display on Epson eTerminal.
 - In Gespage home screen, it is now possible to customize if the Gespage shortcuts (Print, Copy, Scan) shall be displayed or hidden.
 - Upgrade to Epson Open Platform SDK v1.17



- eTerminal HP
 - Full support of latest HP MFP range
 - Gemstone2 Series
 - A3 B&W MFPs: E730 / E731 / E826
 - A3 Color MFPs: E785 / E786 / E877
 - Inventor Series
 - A4 Color MFPs: X580 / X677
 - A4 Color Printers: X557 / X654
 - It is now possible to disable the environmental impact display on HP eTerminal.
 - A user can now delete its own document in the MFP printing local menu.
- eTerminal Ricoh
 - Ricoh eTerminal push feature has been fully redesigned. This simplifies the Gespage eTerminal setup, by setting automatically various eTerminal parameters (SP codes, Gespage menu shortcut or Priority function setup) and improves the reliability of the push mechanism.
 - The Ricoh eTerminal push can be done through the Gespage eTerminal menu or through push scripts included in Gespage installation files (allowing batch push on a list of MFPs).
- eTerminal Sharp
 - Full support of BP Series MFPs
 - BP-50C26 / BP-55C26
 - BP-50C31 / BP-50C36 / BP-50C45
 - BP-60C31 / BP-60C36 / BP-60C45
 - BP-70C31 / BP-70C36 / BP-70C45
 - BP-50C55 / BP-50C65
 - BP-70C55 / BP-70C65
 - New management of the card to rely on the Sharp recommended card management mode.
 - This requires now to register the card reader through the device technician menus.

- The eTerminal OSA setup has evolved to remove the MFP serial number in the OSA links. It is then possible to clone MFP configurations.
 - It is now possible to disable the environmental impact display on Sharp eTerminal.
 - In Gespage home screen, it is now possible to customize if the Gespage shortcuts (Print, Copy, Scan) shall be displayed or hidden.
- eTerminal Toshiba
 - Full support of latest Series
 - e-Studio 2020AC / 2520AC
 - e-Studio 2525AC / 3025AC / 3525AC / 4525AC / 5525AC / 6525AC
 - e-Studio 2528A / 3028A / 3528A / 4528A / 5528A / 6528A
 - e-Studio 6526AC / 6527AC / 7527AC
 - e-Studio 6529A / 7529A / 9029A
 - The eTerminal EWB setup has evolved to remove the MFP serial number in the EWB links. It is then possible to clone MFP configurations.
 - It is now possible to disable the environmental impact display on Toshiba eTerminal.
 - In Gespage home screen, it is now possible to customize if the Gespage shortcuts (Print, Copy, Scan) shall be displayed or hidden.
- System
 - Linux OS support
 - Add support for Gespage installation on Debian 11 and 12 distributions.
 - On these distributions, Gespage is compatible with the standard PostgreSQL package (v14).
 - Upgrades to the technical stack
 - Java OpenJDK v11.0.20

Bug fixes and small enhancements

- eTerminals
 - eTerminal Epson
 - It is now possible to customize the MFP Gespage service account credentials in the Gespage eTerminal deployment configuration.
 - Add MFP details information in the eTerminal deployment menu.
 - eTerminal Ricoh
 - Fix support for custom device locale setup.
 - eTerminal Sharp
 - Payment environment
 - Fix zero stop copy on USB printing.
 - Fix support of color quota.

- Improve management of Izly debit after user logout.
- eTerminal Toshiba
 - Remove the advanced eTerminal TopAccess parameter 'Changement auto. identification util.' that is not required.
 - Fix print release options menu not functional in Gespage v9.0.
- Gespage Scan
 - Add blank page removal feature among Gespage scan processes.
- Hardware peripherals
 - cPad-Pay
 - Embed firmware cPad-Pay v2.6.5.
 - Fix support for anonymous email printing and payment on cPad-Pay.
- Gespage administration
 - User management
 - It is now possible to configure several user aliases (to be separated by ';')
 - LDAP synchronization
 - It is now possible to customize for some fields (users' email and home directory) if the information stored in Gespage shall not be erased by the LDAP information.
- Gespage Agent
 - Gespage Agent (Windows v9.1.0.2 / Linux v9.1.0.0)
 - SNMP monitoring: Add support for new range of MFPs (Ricoh IMC series)
 - Fix possible problems in identification of Azure users print jobs.
 - Linux Agent: Fix case of printer queue name being randomly corrupted
 - Installation: Fix the need for a manual reboot of the Gespage Agent service required after Gespage v9.0 installation.
 - Gespage Parser (Parser v9.1.0.0)
 - Fix parsing of some spool file with a very small size under 1 Ko
 - Fix parsing of B&W document printed with Color ink.
 - Improve support for parsing of HP plotter (PageWide 4100) custom formats.
- Gespage Printing
 - In the printing rules, the watermark configuration can now include the new parameter %USER_COMMENTS%.
 - Improve logging in mobile printing.
- Gespage multi-sites
 - Fix support for Gespage global print2me feature not functional in in Gespage v9.0.
- Gespage Popup (v9.1.0.0)
 - The installer is now also available in .msi format.
- System
 - Gespage installation
 - An automatic backup of the Gespage DB is now done prior to the Gespage upgrade procedure.

- This feature is only available if the Gespage DB is not being reinstalled during the upgrade procedure.
 - Improve the Gespage v8 > v9 upgrade procedure.
- Gespage services
 - Add a Gespage new service 'Gespage Mobile Gateway', dedicated to Gespage App management.
- Security
 - Improve security in administration menus storing service credentials.
 - Improve security in user interface 2-step login management.

Upgrade information (v8 > v9)

- Installation
 - Please refer to the migration procedure available in Gespage knowledge base.

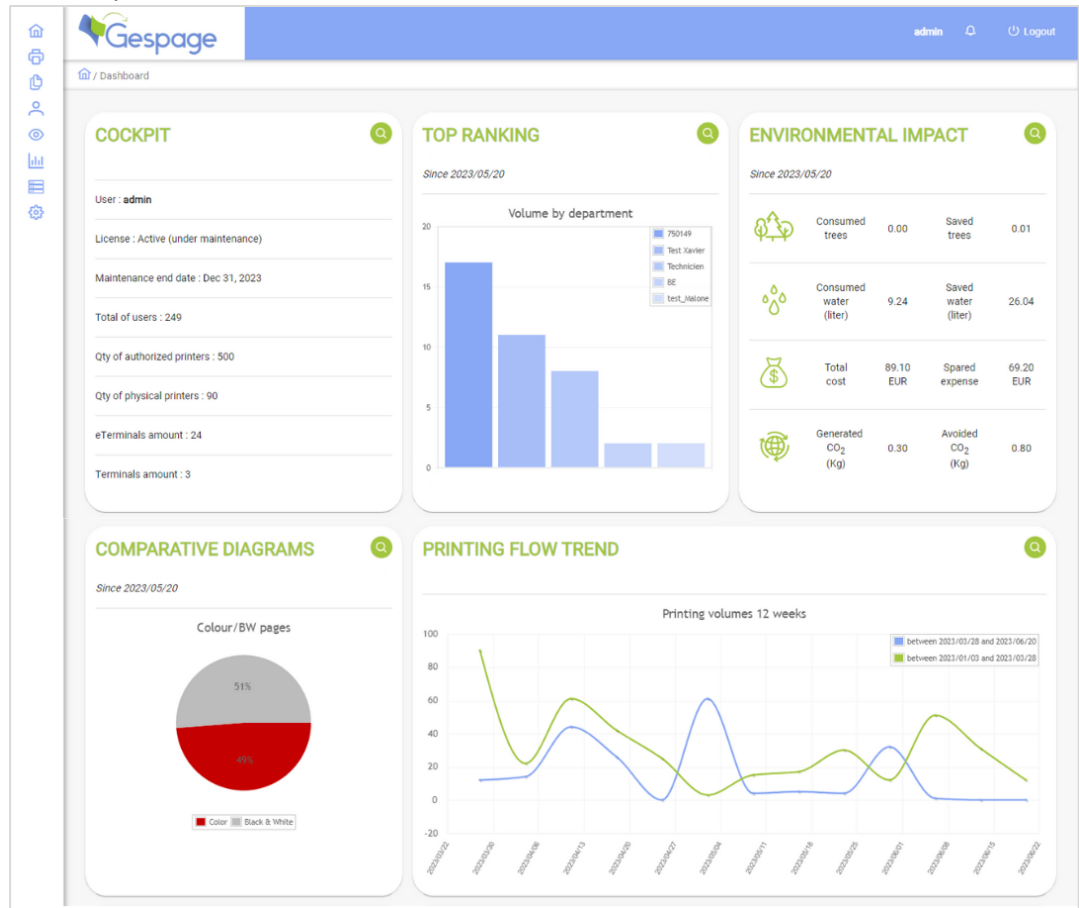
Information notes

- Following functions are not yet available on Gespage v9.1.0
 - eTerminals
 - eTerminal Xerox
 - No access rights can be setup.
 - The Xerox eTerminal model feature is not yet available.
 - User interface
 - Google SSO login is not yet available.
 - Cloud connector
 - Google Drive connector is not yet available.
 - Client application
 - Gespage Pay Station is not yet available.

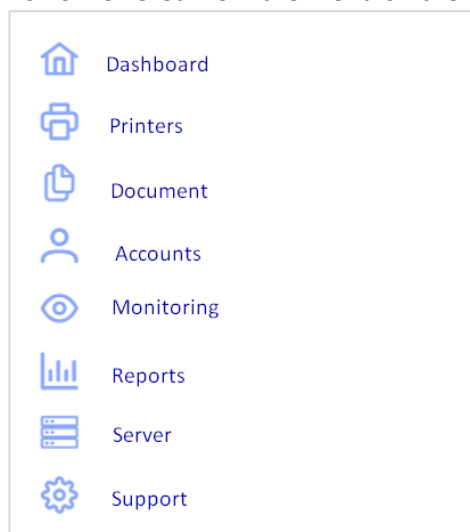
Version 9.0.0: 23rd August 2023

New features

- Admin interface
 - o New easy-to-use user interface for the administration




- o Minor modifications have been done into the menu's architecture:
 - The navigation is now offered from the menu on the left



- The Document menu has been added to setup the mobile printing and scan parameters.

- Printers' management
 - o Gespage Direct Agent
 - The management of printers has been fully redesigned to distinguish printers from printer queues:
 - Multiple printer queues installed on different servers or computers and referencing the same MFP are now aggregated to a single printer device.
 - A single printer and eTerminal configuration can therefore be shared between multiple printers' queues.
 - The reports are referencing the printers, that can be aggregated from different printer queues.
 - This allows various new configurations:
 - Install print agents on user computers to get rid of print servers.
 - Share a common eTerminal between separate networks (ex: education and administration networks)
 - The standard management of printers through a print server remains of course possible.
 - The aggregation is done automatically based on printer queue's IP addresses:
 - From several printer queues referencing the same printer, the aggregation printer is called the 'Priority printer'.
 - By default, the 'priority printer' is the first queue referencing a printer that is registered on Gespage.
 - It is possible to manually modify the 'Priority printer' and to rename it.

| <input type="checkbox"/> | Printer/Copier name ↑↓ | Connected terminal ↑↓ | Spool type ↑↓ | Printer group ↑↓ | Comments ↑↓ | IP address ↑↓ | Priority printer ↑↓ | Queue |
|--------------------------|----------------------------|-----------------------|---|------------------|-------------|---------------|-------------------------------------|-------|
| <input type="checkbox"/> | Copieur Salle de Formation | formation | | | | 10.0.0.63 | <input checked="" type="checkbox"/> | 34 |
| <input type="checkbox"/> | PC_0112/Copieur Print2me | |  | | | 127.0.0.1 | <input checked="" type="checkbox"/> | 26 |

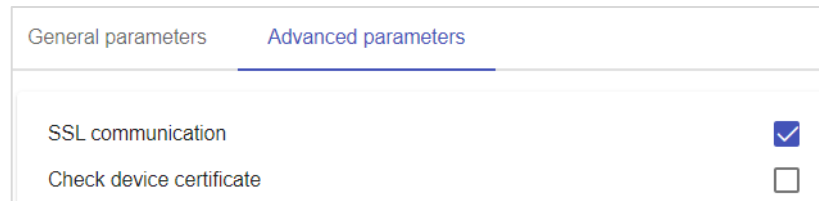
- eTerminals
 - o Gespage embedded applications
 - eTerminal Ricoh
 - Gespage Ricoh eTerminal v2.3.0
 - o New design of the user interface.
 - o Add advanced scan feature.
 - o Allow logo customization.
 - o See eTerminal release notes for further information.



- eTerminal Lexmark
 - Gespage Lexmark eTerminal v7.0.0.0
 - Allow logo customization.
 - Better support for latest models.
 - See eTerminal release notes for further information.
- Gespage web eTerminals
 - The web eTerminals management has evolved to be more resilient to complex network architecture:
 - To do so, the eTerminals unique identifier has been moved from the device IP address to the device serial number.
 - For example, NAT traversal between the server and MFP is now supported.
 - The impacted eTerminals are the following:
 - eTerminal Brother
 - eTerminal Epson
 - eTerminal KM
 - eTerminal Sharp
 - eTerminal Toshiba
 - eTerminal Xerox
 - These changes do impact each eTerminal configuration. Please see the each eTerminal v9 manual for further details
- System
 - Upgrades to the technical stack:
 - PostgreSQL v15.2
 - Java OpenJDK v11.0.15
 - Payara v5.2022.4

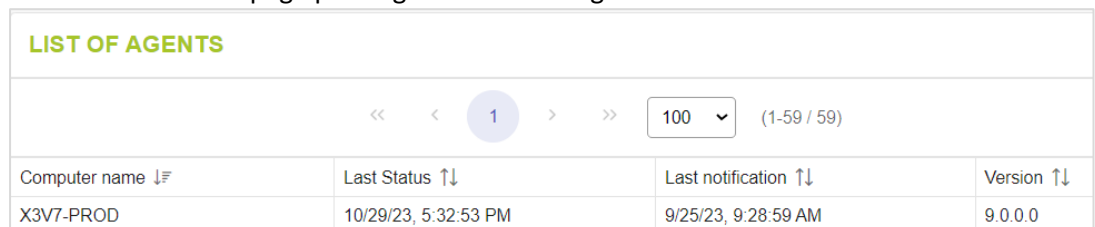
Bug fixes and small enhancements

- eTerminals
 - eTerminal Epson
 - It is now possible to customize the Gespage MFP service user credentials.
 - eTerminal Kyocera
 - Gespage Kyocera eTerminal v1.7.4.0
 - Fixes linked to advanced scan customer journey.
 - See eTerminal release notes for further information.
 - eTerminal Sharp / eTerminal Toshiba
 - It is now possible to setup if the MFP certificate is checked or not (for server to MFP flows).



| General parameters | Advanced parameters |
|---|---------------------|
| SSL communication <input checked="" type="checkbox"/> | |
| Check device certificate <input type="checkbox"/> | |

- Gespage scan
 - For scan to mail, it is now possible to setup a destination to the secondary user's mail.
- Hardware peripherals
 - cBot
 - Add support for self-association of a card to an existing account.
 - Fix support in print options modification from cBot
 - cPad-Pay
 - Embed firmware cPad-Pay v2.6.4.
- Printers' management
 - When a printer queue is deleted, the printer's configuration remains available in Gespage. This allows the easily restore the printer's and eTerminal configuration on a new printer queue.
 - Fix management of BW printing when color quota is exceeded on the user's service.
- Mobile printing
 - Web printing: Hide mobile printers that are not allowed to the user.
 - It is now supported to setup an advanced price profile on a cloud printer.
- Gespage Agent (v9.0.0.0)
 - The installer is now also available with .msi format.
 - SNMP monitoring: Add support for new range of MFPs.
 - Improve Gespage agent startup delay.
- Gespage Remote
 - In the users' synchronization process, some additional parameters of the user are now synchronized (email, home directory...)
- Admin interface
 - A new menu for Gespage print agent's monitoring has been added.



| LIST OF AGENTS | | | |
|-----------------------------|----------------------|----------------------|------------|
| << < 1 > >> 100 (1-59 / 59) | | | |
| Computer name ↓↑ | Last Status ↑↓ | Last notification ↑↓ | Version ↑↓ |
| X3V7-PROD | 10/29/23, 5:32:53 PM | 9/25/23, 9:28:59 AM | 9.0.0.0 |

- In users' parameters menu, it is now possible to setup the random numeric code length.

Print code creation

☐ None
☐ Same as user login
☒ Random numeric code

Generated code length

6 ▼

- For scan to mail, it is now possible to setup a maximum size for attachment (setup in SMTP parameters).

Limit for attachment size

127

MB

- It is now possible to disable / enable the display of the Gespage App download links in the user interface.
- The admin web access roles have been adapted to the new menu structure (role added for the Document menu).
- In the license menu, the maximum number of allowed eTerminal is now displayed.

| Terminals | Mode | Details | Date | Number of devices |
|--------------------------|----------------------------|---------|--------------|-------------------|
| Konica Minolta eTerminal | Active (under maintenance) | | 30 juin 2024 | 2 / 10 |

- Reports
 - Fix content of some reports sent through automatic tasks.
- Installation
 - After installation, Gespage printing mode will now be setup by default in level 2 (management of user's balance).
 - The Gespage installer is now unique on Windows whatever the required eTerminal.
- Miscellaneous
 - Minimum TLS allowed by Gespage is now setup to TLS 1.2
 - Add new languages: Italian, Portuguese

Upgrade information (v8 > v9)

- Installation
 - Before upgrade, Gespage must be up to date with latest Gespage v8 version (v8.2.7)
 - A migration procedure must be followed to upgrade from v8 to v9.
 - The migration impact is depending on the eTerminal brand.
 - The migration procedure is available in Gespage knowledge base.
- Licenses
 - Xerox eTerminal and Gespage web payment licenses must be reinstalled after migration to be compatible with their new format.

Information notes

- Following functions are not yet available on Gespage v9.0.0
 - eTerminals
 - eTerminal Xerox
 - No access rights can be setup.
 - The Xerox eTerminal model feature is not yet available.

- User interface
 - Google SSO login is not yet available.
- Mobile printing
 - Gespage App for print jobs submission is not yet available.
- Cloud connector
 - Google Drive connector is not yet available.
- Client application
 - Gespage Pay Station is not yet available.
- Following functions have been removed due to deprecation.
 - eTerminals
 - Removed eTerminals: OKI, Samsung, and Toshiba v1.
 - eTerminal Sharp: Remove support for browser Netfront <= 3.5
 - Hardware peripherals
 - Removed peripheral: CMI and cMDB.
 - Advanced Scan
 - Custom incoming flows and SMTP Gateway have been removed.
 - User interface
 - Gespage Mobile Drive (Gespage document storage feature) has been removed.
 - Mobile printing
 - It is no more possible to access from the eTerminal to the list of mobile documents by entering a document code (used to be possible on eTerminal Toshiba or Xerox).
 - Miscellaneous
 - Copier-only device has been removed.
 - Gespage LDAP gateway has been removed.
 - iPDM feature has been removed.
 - Manual CSV import menu has been removed. CSV import remains available through the Tasks feature.

Known issues

- eTerminal Sharp
 - Sharp BP models support is partial in Gespage 9.0.0